








OWLSTANDING BEHAVIOUR CHART

| | |
|--|--|
|  <p>Owlstanding Student</p> | <p>Move up to 'Owlstanding Student' for repeatedly showing the excellent learning behaviours and characteristics linked to CHOICE. If on here at the end of the day = 2 stickers on reward chart</p> |
|  <p>Soaring high!</p> | <p>Move up to 'Soaring High' for continued positive behaviours linked to CHOICE. If on here at the end of the day = 1 sticker on reward chart</p> |
|  <p>Whooo's doing great?</p> | <p>Move up to 'Whooo's doing great?' for any of the positive behaviours linked to CHOICE.</p> |
|  <p>Ready to Learn</p> | <p>Every child starts on the green 'Ready to Learn' board at the start of each day.</p> |
|  <p>Think About It</p> | <p>Move down to 'Think About It': If expectations of CHOICE behaviours are not met, following a reminder.</p> |
|  <p>Make Better Choices</p> | <p>Move down to 'Make Better Choices': If poor behaviour choices continue, despite additional support from the class teacher. 'Time out' given to reflect on behaviours to move back up the chart. Phase leaders to be informed to record incidents.</p> |
|  <p>Parent Contact</p> | <p>Move down to 'Parent Contact': If poor behaviour choices still persist. SLT will contact parents to agree strategies to promote CHOICE behaviours. This may include a positive behaviour support plan.</p> |

